



NATIONAL WEBINAR – JULY 16, 2019

Measuring Racial Equity in the Food System: Established and Suggested Metrics

Webinar offered by:

Racial Equity in the Food Systems Workgroup (REFS)


<https://www.canr.msu.edu/racial-equity-workgroup/>

MSU Center for Regional Food Systems

<https://www.canr.msu.edu/foodsystems/>

RACIAL EQUITY IN THE FOOD SYSTEM (REFS) WORKGROUP STEERING COMMITTEE MEMBERS

Shorlette Ammons, NC State Extension
Crystal Tyler-Mackey, VA Coop Extension VA Tech
Lindsey Lunsford, Tuskegee University
Diego Thompson, Mississippi State University
Courtenay Simmons, Consultant
Reneé V. Wallace, Doers Consulting Alliance
Shatomi Luster-Edward, University of Missouri
Tamera Adjei, University of Tennessee
Lucy Diekmann, University of California Extension
Rachel Lindvall, South Dakota State University
Erin Peot, University of Wisconsin Extension
Rich Pirog, Michigan State University - CRFS
Vanessa Garcia Polanco, Michigan State University
Kimberly Carr, MSU (CRFS and C4i)



REFS - A community of Cooperative Extension professionals and community stakeholders who *connect, learn, and collaborate* to facilitate change within our institutions and society to build racial equity within the food system.

POLL QUESTION

**What best characterizes your current situation in regard to racial equity metrics in your work?
(Select one response)**

- 1) Already using racial equity metrics in my work to some degree**
- 2) Interested in using racial equity metrics in my work but have not yet done so**
- 3) Uncertain I will use, but interested in the topic**

MEASURING RACIAL EQUITY IN THE FOOD SYSTEM: ESTABLISHED AND SUGGESTED METRICS

Kathryn Colasanti, Specialist



NEW PUBLICATION – MAY 2019

MEASURING RACIAL EQUITY IN THE FOOD SYSTEM: ESTABLISHED AND SUGGESTED METRICS


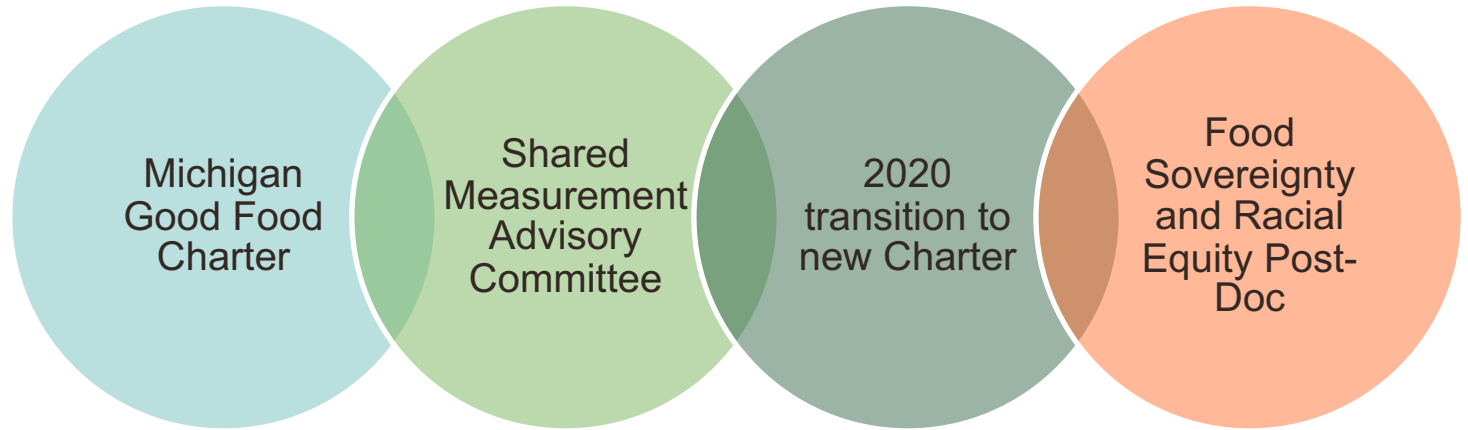
MAY 2019



Interviews
&
Literature
Review

86 potential
metrics

CONTEXT FOR THE METRICS SCAN



- **Vision for a food system based on Good Food – food that is healthy, green, fair, and affordable**
- **6 goals for 2020**

NOTES OF CAUTION



Race is a
social
construct.

People are
more than
their race.

Data is not
the whole
story.

Research
can be a
distraction.



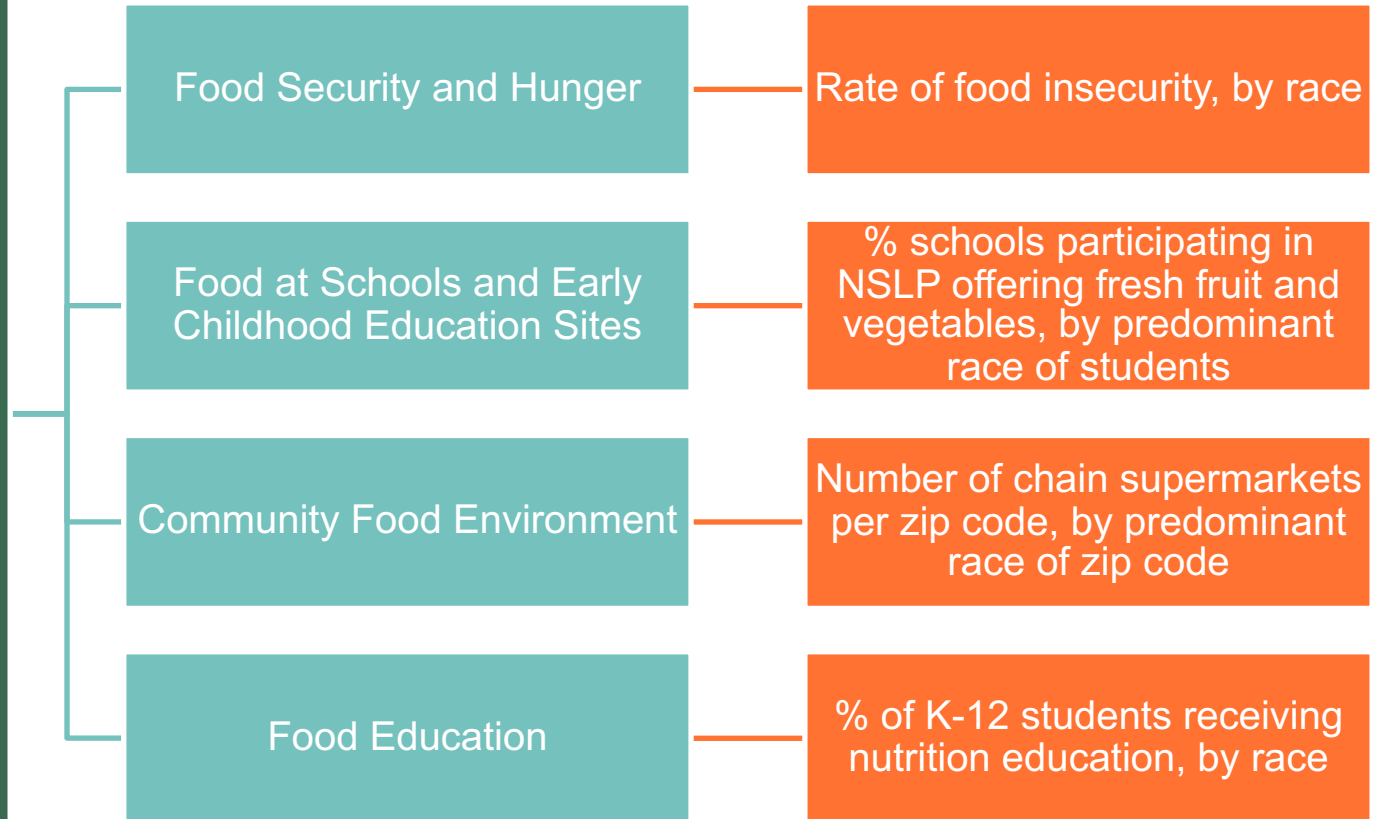
FOOD & FARM BUSINESS

Ownership of Land and Means of Production

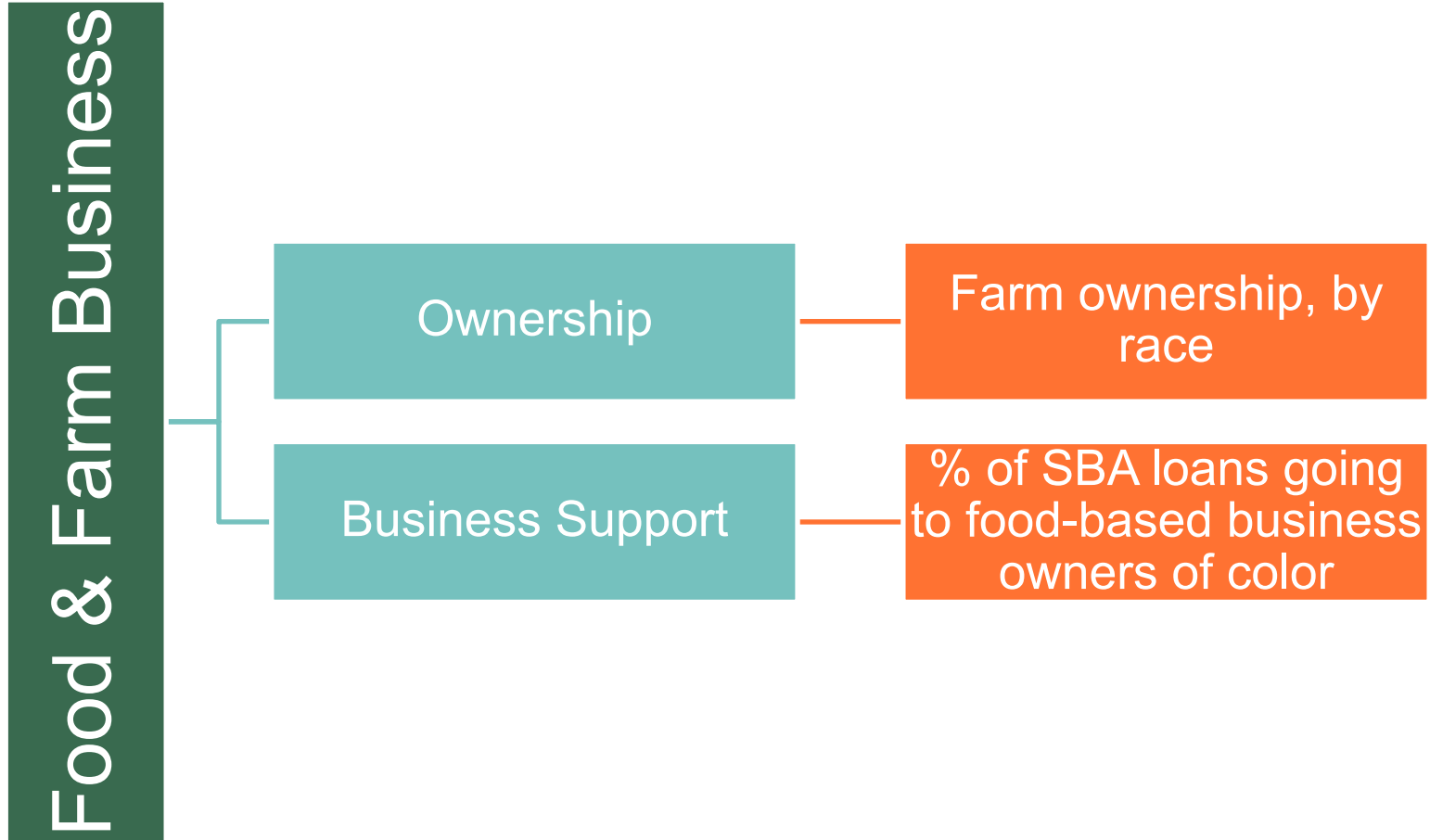
Metric	Metric Purpose/Description	Example	Scale (granularity)	Unit of Analysis	Data Type	Data Source or Methodology	
35	Percentage of agricultural land ownership, value, and acreage, by race	Reveals inequity in control over the means of agricultural production.	"Of all private U.S. agricultural land, Whites account for 96 percent of the owners, 97 percent of the value and 98 percent of the acres." ⁶⁶	National (State level data is available for the 25 states with the largest agricultural cash receipts.)	Land owner	Secondary data	The USDA Tenure, Ownership, and Transition of Agricultural Land (TOTAL) Survey, most recently conducted in 2014, assesses all land rented out for agricultural purposes. ^{67, 68} The TOTAL survey is a more detailed picture of land ownership than the Census of Agriculture, which studies farmers rather than all agricultural landowners.
36	Farm ownership, by race	Measures trends in agricultural land ownership, by race.	National (Available by state and county) ⁶⁹	Farm owner	Secondary data	The USDA Census of Agriculture is conducted every 5 years, most recently in 2017. ⁷⁰	
37	Number of farm operators, by race	Measures trends in agricultural operating status, by race.	"Census figures show 1920 as the peak year in the number of [people of color] owners of farmland in the South." ⁷¹	National (Available by state and county) ⁷²	Farm operator	Secondary data	USDA Census of Agriculture – Selected Producer Characteristics by Race in 2017 ⁷³ and Race, Ethnicity, and Gender Profiles in 2012 ⁷⁴

THEME 1: FOOD ACCESS

Food Access



THEME 2: FOOD AND FARM BUSINESS



THEME 3: FOOD CHAIN LABOR

Food Chain Labor

Income and Benefits

Wage gap between white workers and workers of color by sector

Upward Mobility

% of people who are CEOs in food industries, by race

Labor Protections

% of food chain workers reporting wage theft, by race

THEME 4: FOOD MOVEMENT

Food Movement

% of staff in leadership positions in food movement organizations, by race

Level of multi-cultural competency among staff in food movement organizations

\$\$ attracted by food movement organizations, by race of leadership



GET IN TOUCH

Kathryn Colasanti
colokat@msu.edu

Thank you!

Acknowledgements:

Sarah Rodman Alvarez
Interviewees and Researchers
Shared Measurement Advisory Committee
W. K. Kellogg Foundation

Joann Lo – Co-Director



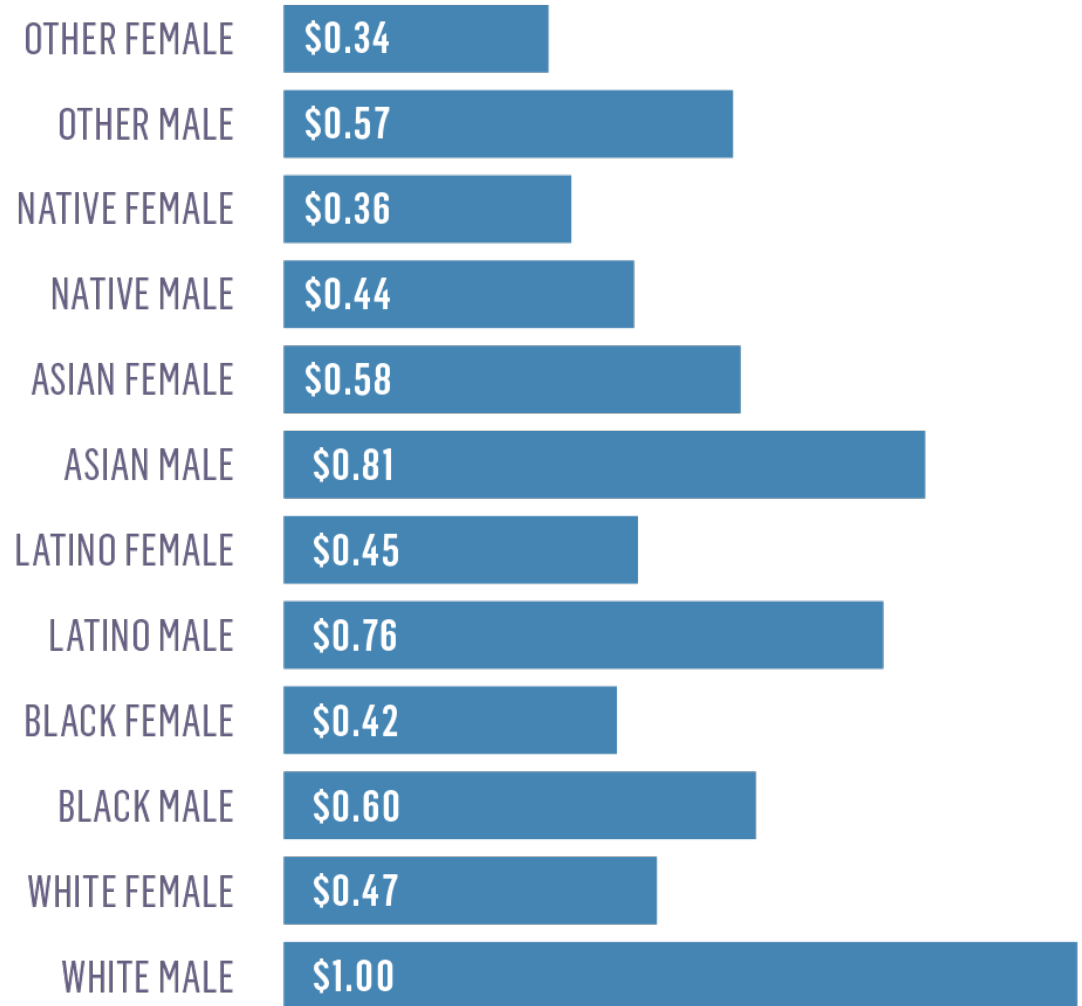


FOOD WORKERS EARN LOWEST HOURLY MEDIAN WAGE OF \$10



SIGNIFICANT RACIAL AND GENDER WAGE GAPS EXIST

RACIAL AND GENDER WAGE GAP IN THE FOOD CHAIN, 2010-2014



FARMWORKERS, TECHNOLOGY, & SURVEILLANCE RESEARCH PROJECT



Lindsey Lunsford

Sustainable Food Systems Resource Specialist



VALUE AND USE OF RACIAL EQUITY METRICS



Lindsey Lunsford, MEM, Sustainable Food Systems Resource Specialist
Tuskegee University Cooperative Extension Program
Carver Integrative Sustainability Center (CISC)

Ex. JAFSCD Equity Group – Advance Aims Using Metrics

“The ways in which racial injustice is made manifest through our food system are sometimes quite clear and other times murky at best. Data is a powerful tool that can either illuminate or obstruct the reality of injustice. Disaggregating data by race can shed light on systemic oppression.”

- MEASURING RACIAL EQUITY IN THE FOOD SYSTEM: ESTABLISHED AND SUGGESTED METRICS



FOOD ACCESS

- #14 - Percentage of people who dine out that *report having been discriminated against in a restaurant in the prior month, by race***
- #20 - Perceived quality of produce and meats *offered by different branches of the same supermarket, by predominant race of branch neighborhood***
- #24 - Rate of reduction in number of available *grocery stores over time, by predominant race of neighborhood***
- #26 – *Mean quality of fresh produce in food stores, by predominant race of community***
- #34 - Percentage of food system education projects (e.g. nutrition classes, school garden projects) that *use a racial equity lens in their curricula***





QUESTION & ANSWER - COMMENTS

July 16, 2019 - WEBINAR:

**Measuring Racial Equity in the Food System:
Established and Suggested Metrics**

RACIAL EQUITY IN THE FOOD SYSTEM WORKGROUP (REFS)

To join the EQUITYFOOD list serv, and
find other resources, go to:

<https://www.canr.msu.edu/racial-equity-workgroup/>

NEXT REFS WEBINAR

THANK YOU....AND UNTIL NEXT TIME

- **Link to webinar recording and slides will be sent to all webinar registrants**
- **Funding support for REFS comes in part from the W.K. Kellogg Foundation**

Peace and Respect to All

Racial Equity in the Food System Committee