

What are the career pathways for food manufacturing and processing?

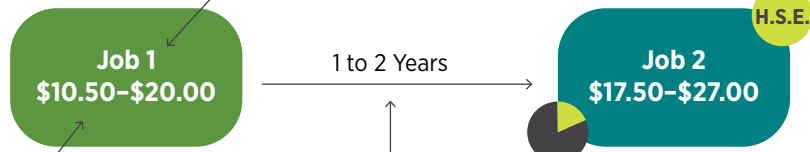
The maps below indicate the most common occupations in this field as well as wages, opportunities for advancement, typical time to advance, education required and on-the-job training.

Michigan's Food System Career Pathway Map Key

The color of the box tells you what category of skill preparation applies to the job. (See chart.)

In most cases, this is the Bureau of Labor Statistics Occupation title, which may not exactly match the job title posted. In some cases, the most common job title in job postings is shown.

Typical level of education attainment required (if any).



This is the hourly wage range for this occupation in the State of Michigan. It starts with 10th percentile wages and ends with 90th percentile wages. Wage ranges are used instead of median or averages to account for typical starting salaries or salaries for workers in the same role over time.

This is an estimate of how much time it will take overall to advance to the next level of occupations. This is based on credential attainment and work experience needed and does not account for personal factors on the part of the jobseeker that could impact time needed.

The length of the bar indicates how much **on-the-job** training (if any) is provided.

Skill Levels

Color	Preparation Level	Definition
	Entry-Level	<ul style="list-style-type: none"> High School Diploma or No High School Diploma
	Middle-Skill	<ul style="list-style-type: none"> Basic Postsecondary Certificate Advanced Postsecondary Certificate Associate Degree High School Diploma with Experience
	High-Skill	<ul style="list-style-type: none"> Bachelor's Degree Associate Degree with 5 Years Experience Advanced Postsecondary Degree with 5 Years or More Experience

Education Levels

Initials	Credential
H.S.E.	High School Diploma or Equivalency
P.A.	Postsecondary Nondegree Award
A.S. or A.A.	Associate Degree
B.S.	Bachelor's Degree
B.A.	Bachelor of Arts
B.B.A.	Bachelor of Business Administration

On-the-Job Training

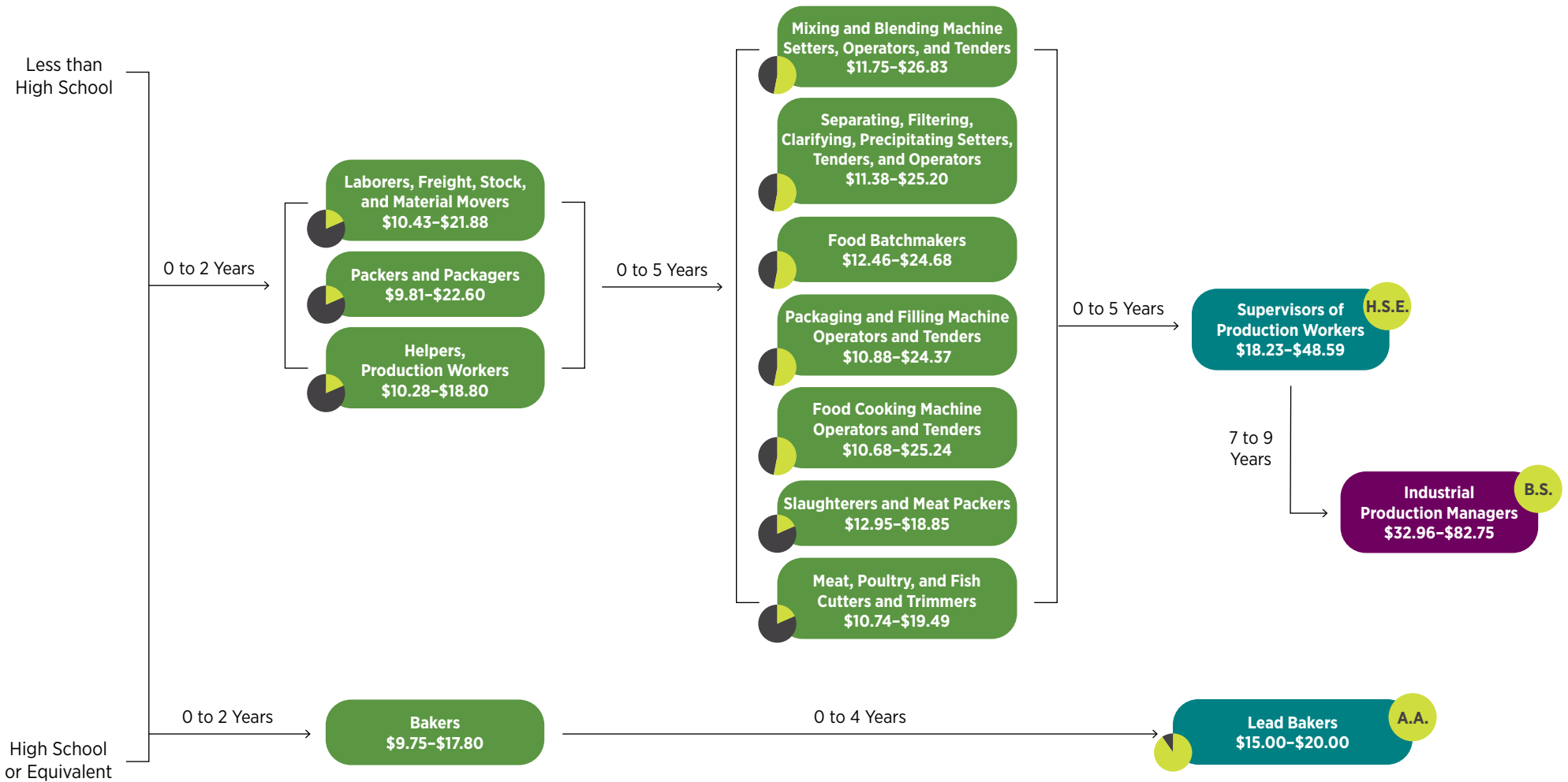


Notes:

This map is grounded in data collected on the State of Michigan. Other cities or regions may pay different wages or require different skills, credentials, or work experience depending on their local employers.

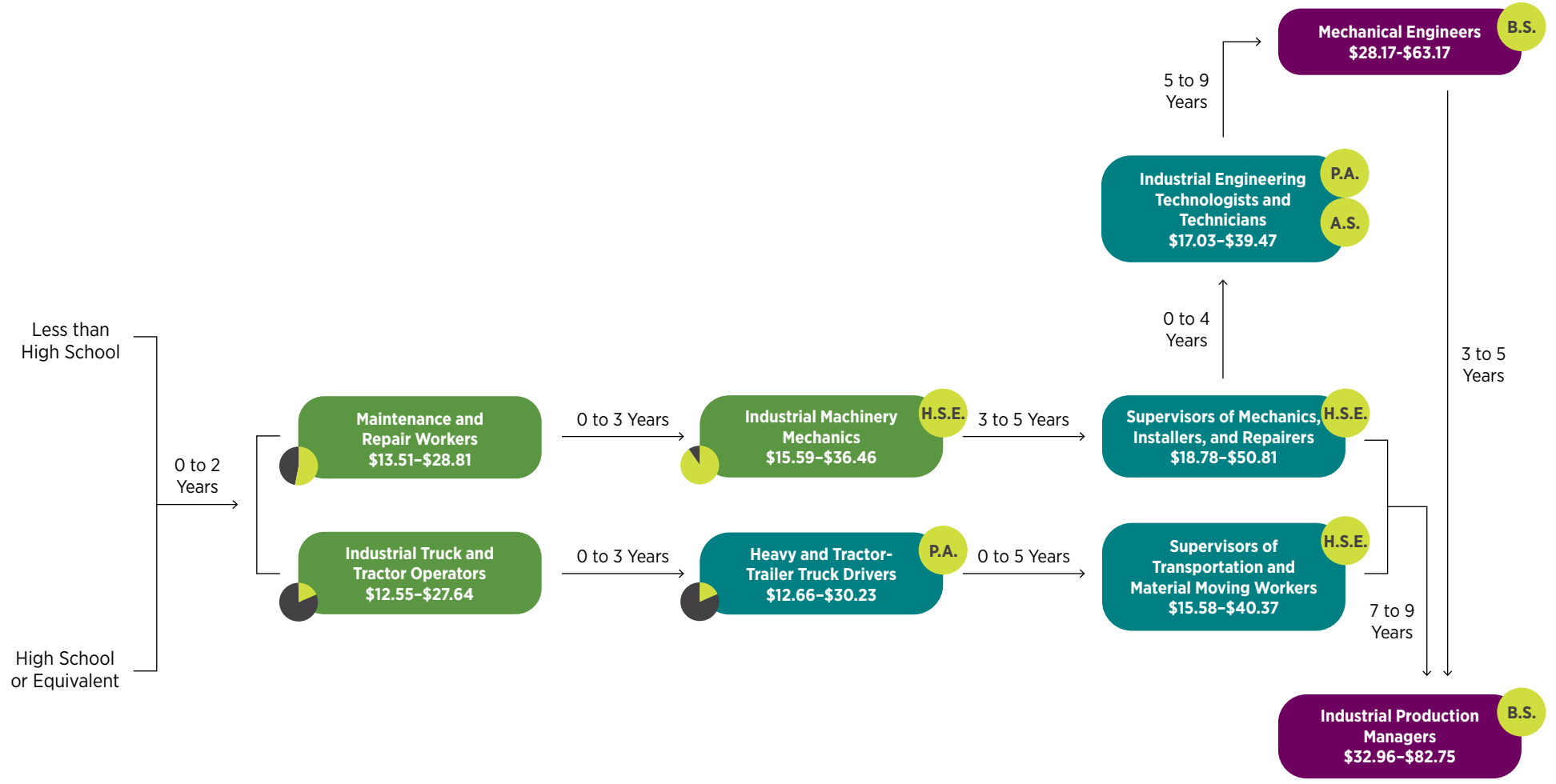
This map was derived using labor market information data sources, Emsi and Burning Glass from Labor Insight, in November 2020. This information includes the *typical* wages and requirements for jobs and might not exactly match the positions identified by jobseekers. The data included in these maps are constantly updated.

Food Manufacturing and Processing Production Pathway



Food Manufacturing and Processing

Production for Maintenance and Engineering Pathway



Food Manufacturing and Processing

Regulation, Quality Assurance, and Research and Development Pathway

